

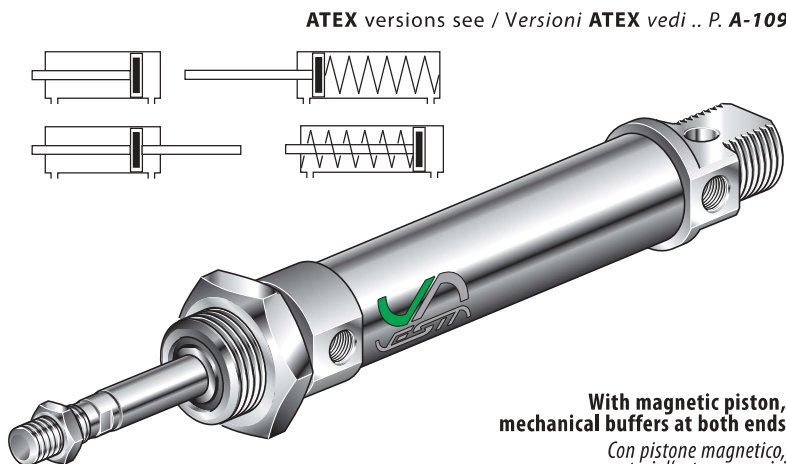
# PNEUMATIC CYLINDERS WITH MAGNETIC PISTON STANDARD ISO 6432 CILINDRI PNEUMATICI CON PISTONE MAGNETICO ISO 6432

## SERIE DVM

With magnetic piston / Con pistone magnetico

DVM  /

Bore Alesaggio (mm):	Stroke Corsa (mm):	<b>VS</b> Viton rod seal Guarnizione dello stelo in Viton  <b>VV</b> Viton all seal Tutte le guarnizioni in Viton
Ø12 ..... <b>12</b>		
Ø16 ..... <b>16</b>		
Ø20 ..... <b>20</b>		
Ø25 ..... <b>25</b>		
<b>P</b>	Through rod cylinder Cilindro stelo passante	
<b>SEA</b>	Simple acting front spring Cilindro semplice effetto molla anteriore	
<b>SEP</b>	Simple acting rear spring Cilindro semplice effetto molla posteriore	



With magnetic piston,  
mechanical buffers at both ends  
Con pistone magnetico,  
smorzatori d'urto meccanici

ISO 6432 cylinder fixing see:  
Fissaggi per cilindri ISO 6432 vedi: .... **Pag. A-10 ÷ A-11.**

Features of reed switches see:  
Caratteristiche finecorsa magnetici: .... **Pag. A-11, A-19.**

Bore Alesaggio	10	25	50	80	100	125	160	200	250	300	350	400	450	500
12	•	•	•	•	•	•	•	•	•	•	•	•	•	•
16	•	•	•	•	•	•	•	•	•	•	•	•	•	•
20	•	•	•	•	•	•	•	•	•	•	•	•	•	•
25	•	•	•	•	•	•	•	•	•	•	•	•	•	•

End caps ..... Anodized aluminium.  
Piston rod ..... Rolled burnished stainless steel X5CrNi 1810.  
Barrel ..... Anodized aluminium.  
Seals ..... NBR rubber.  
Cushioning ..... Mechanical buffers.

Environment temperature range ..... -10 °C ÷ +80 °C.  
Temperature range of medium ..... 0 °C ÷ +40 °C.  
Lubrication ..... Not required.  
Medium ..... Filtered air.  
Max operating pressure ..... 10 bar.

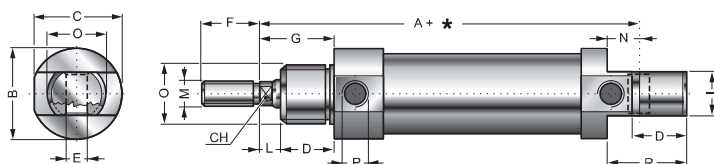
### TECHNICAL FEATURES

Testate ..... Alluminio anodizzato.  
Stelo ..... Acciaio inox X5CrNi 1810 rollato.  
Camicia ..... Alluminio anodizzato.  
Guarnizioni ..... Tutte in NBR.  
Ammortizzatori ..... Meccanici in poliuretano.

Temperatura ambiente ..... -10 °C ÷ +80 °C.  
Temperatura fluido ..... 0 °C ÷ +40 °C.  
Lubrificazione ..... Non necessaria.  
Fluido ..... Aria filtrata.  
Pressione max d'esercizio ..... 10 bar.


### CARATTERISTICHE TECNICHE

\* = Stroke / Corsa



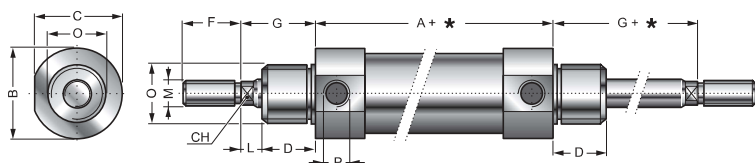
Bore Alesaggio	A	ØB	C	CH	D	ØE <sup>H9</sup>	F	G	I	L	ØM	N	ØO	ØP	R	Code Codice
12	75	18	17,2	5	15	6	16	22	12	7	M6x1	9	M16x1,5	M5	22	DVM 12/...
16	82	22	21,2	5	15	6	16	22	12	7	M6x1	9	M16x1,5	M5	22	DVM 16/...
20	95	28	26,2	7	19	8	20	24	16	5	M8x1,25	12	M22x1,5	G1/8	30	DVM 20/...
25	104	32	32,5	8	20	8	22	28	16	8	M10x1,25	12	M22x1,5	G1/8	30	DVM 25/...

SINGLE ROD  
CILINDRO BASE STELO SEMPLICE **DVM .. /...**



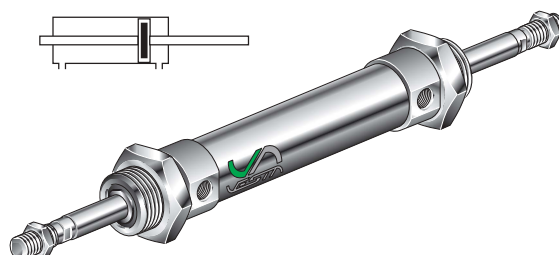
ATEX versions see / Versioni ATEX vedi .. **P. A-109**

\* = Stroke / Corsa



Bore Alesaggio	A	ØB	C	CH	D	F	G	L	ØM	ØO	ØP	Code Codice
12	49,5	18	17,2	5	15	16	22	7	M6x1	M16x1,5	M5	DVM 12/... P
16	56	22	21,2	5	15	16	22	7	M6x1	M16x1,5	M5	DVM 16/... P
20	68	28	26,2	7	19	20	24	5	M8x1,25	M22x1,5	G1/8	DVM 20/... P
25	69	32	32,5	8	20	22	28	8	M10x1,25	M22x1,5	G1/8	DVM 25/... P

THROUGH ROD  
STELO PASSANTE **DVM .. /... P**



ATEX versions see / Versioni ATEX vedi .. **P. A-109**

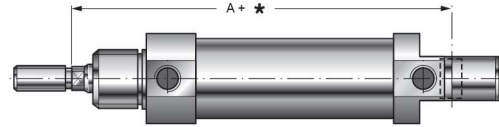
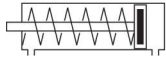


## DVM .. /... SEA

SIMPLE ACTING FRONT SPRING  
SEMPLICE EFFETTO MOLLA ANTERIORE

For overall dimensions see DVM single rod  
Dimensioni di ingombro vedi DVM base stelo semplice

\* = Stroke / Corsa



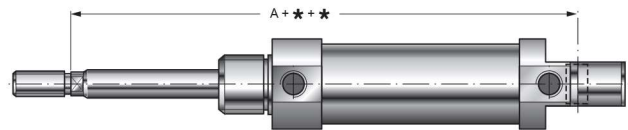
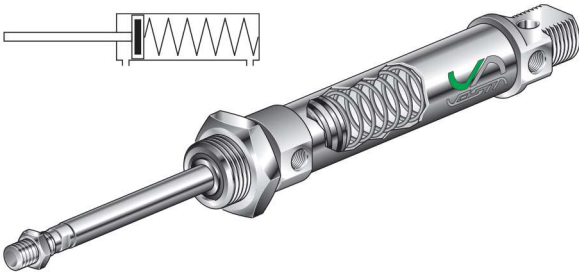
Bore Alesaggio	A	Code Codice
12	75	DVM 12/... SEA
16	82	DVM 16/... SEA
20	95	DVM 20/... SEA
25	104	DVM 25/... SEA

## DVM .. /... SEP

SIMPLE ACTING REAR SPRING  
SEMPLICE EFFETTO MOLLA POSTERIORE

For overall dimensions see DVM standard  
Dimensioni di ingombro vedi DVM standard

\* = Stroke / Corsa

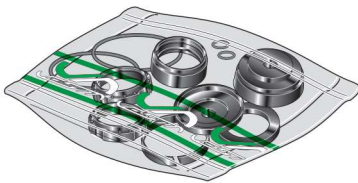


Bore Alesaggio	A	Code Codice
12	75	DVM 12/... SEP
16	82	DVM 16/... SEP
20	95	DVM 20/... SEP
25	104	DVM 25/... SEP

Strokes Corse (mm)	Spring force - Forza molla (daN)								..SEA	..SEP
	Ø12 mm		Ø16 mm		Ø20 mm		Ø25 mm			
	Min.	Max.	Min.	Max.	Min.	Max.	Min.	Max.		
10	2,1	2,4	2,2	2,5	2,3	2,6	2,3	2,6	•	•
25	1,6	2,4	1,6	2,5	1,7	2,6	1,7	2,6	•	•
50	0,35	2,4	0,5	2,5	1	2,6	1	2,6	•	•

## ..... - SG

SEALS KIT  
KIT GUARNIZIONI DI RICAMBIO



Seals kit code = **Cylinder code** + **Bore** + **Versions** + - **SG**:  
(The kit includes all seals).

Codice del kit = **Codice del cilindro** + **Alesaggio** + **Versioni** + - **SG**:  
(Il kit comprende tutte le guarnizioni necessarie).

Example / Esempio: **DVM 16 VS - SG**