



# SERIE **AW6 - AW8**

# TRIPLE PISTON RODS PNEUMATIC ANTIROTATION CYLINDERS CILINDRI ANTIROTAZIONE PNEUMATICI A TRIPLO STELO

**AW**    -          -            

Stroke / Corsa (mm):

**6** triple piston rods antirotation cylinder  
cilindro base antirotazione a 3 steli

**8** triple piston rods cylinder  
with through piston rod  
cilindro antirotazione a 3 steli  
con stelo trapassante

Bore / Alesaggio  
(mm):

- Ø32 ..... **32**;
- Ø40 ..... **40**;
- Ø50 ..... **50**;
- Ø63 ..... **63**.

Features of reed switches see:  
Caratteristiche finecorsa magnetici: ..... **Pag. A-19.**

Bore Alesaggio	Standard stroke / Corse Standard										
	25	50	100	160	200	250	300	350	400	450	500
32	•	•	•	•	•	•	•	•	•	•	•
40	•	•	•	•	•	•	•	•	•	•	•
50	•	•	•	•	•	•	•	•	•	•	•
63	•	•	•	•	•	•	•	•	•	•	•

## TECHNICAL FEATURES

- End caps ..... Aluminium alloy.
- Piston rods ..... Stainless steel X20 Cr 13.
- Barrel ..... Extruded profiled aluminium tube.
- Seals ..... NBR rubber and polyurethane.

- Cushioning ..... Micrometric control.
- Environment temperature range ..... -10 °C ÷ +80 °C.
- Temperature range of medium ..... 0 °C ÷ +40 °C.
- Lubrication ..... Not required.
- Medium ..... filtered air.
- Max operating pressure ..... 10 bar.

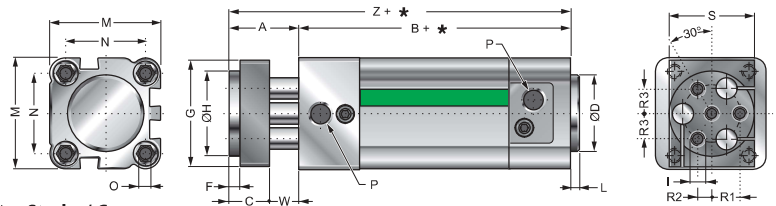
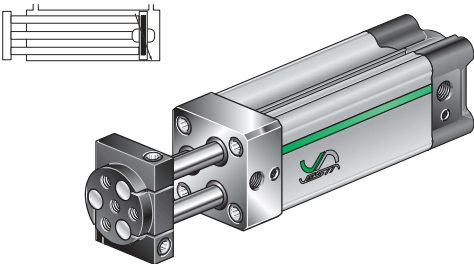
## CARATTERISTICHE TECNICHE

- Testate ..... Lega di alluminio.
- Steli ..... Acciaio inox X20 Cr 13.
- Camicia ..... Tubo profilato ed anodizzato d' alluminio.
- Guarnizioni ..... In NBR e poliuretano.

- Ammortizzatori ..... Con regolazione micrometrica.
- Temperatura ambiente ..... -10 °C ÷ +80 °C.
- Temperatura fluido ..... 0 °C ÷ +40 °C.
- Lubrificazione ..... Non necessaria.
- Fluido ..... Aria filtrata.
- Pressione max d'esercizio ..... 10 bar.

## AW6-.-.-

TRIPLE PISTON RODS BASIC CYLINDER  
CILINDRO BASE CON 3 STELI

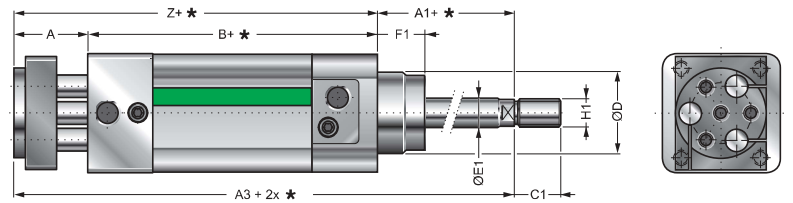
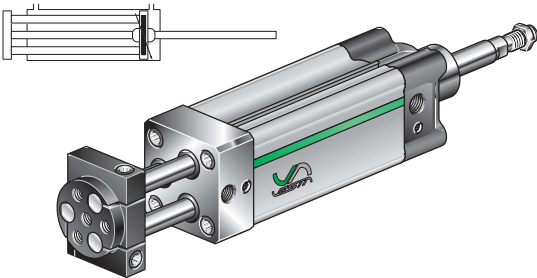


\* = Stroke / Corsa

Bore Alesaggio	A	B	C	ØD	F	G	ØH	ØI	L	M	N	ØO	ØP	R1	R2	R3	S	W	Z	Stems diameter Diametro steli
32	26	102	15	30	4	40	32	M6	4	45	32,5	M6	G1/8	10	5	8,7	40	11	128	8
40	30	112	15	35	4	45	40	M8	4	55	38	M6	G1/4	12,5	6,3	9,3	40	15	142	12
50	34	117	18	40	5	55	50	M8	4	65	46,5	M8	G1/4	15,5	7,8	13,4	50	16	151	12
63	36	124	22	45	5	70	63	M10	4	80	56,5	M8	G3/8	19	9,5	15,2	63	14	160	16

## AW8-.-.-

TRIPLE PISTON RODS + THROUGH PISTON ROD  
CILINDRO CON 3 STELI E STELO TRAPASSANTE



\* = Stroke / Corsa

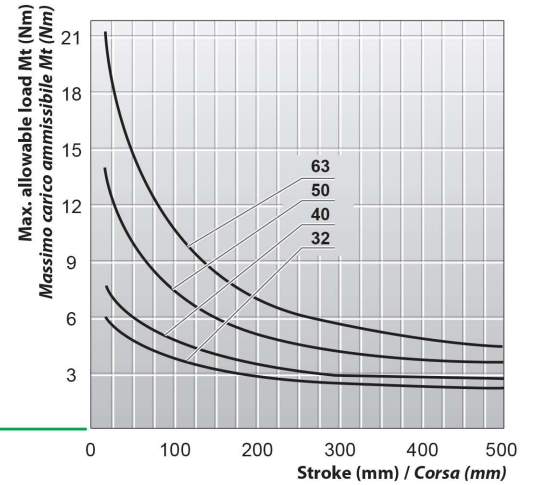
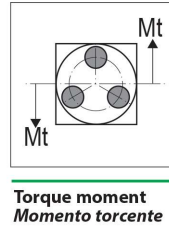
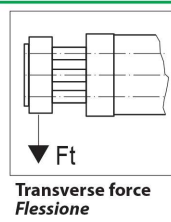
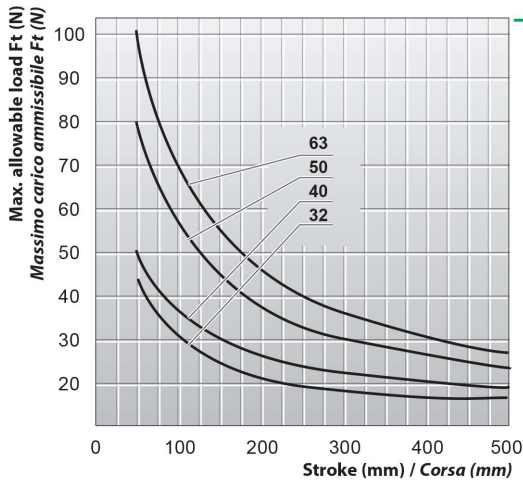
Bore Alesaggio	A	A1	A3	B	C1	CH	ØD	ØE1	F1	H1	Z
32	26	26	154	102	20	10	30	12	18	M10x1,25	128
40	30	30	172	112	24	13	35	16	21,5	M12x1,25	142
50	34	37	194	117	32	17	40	20	28	M16x1,5	151
63	36	37	197	124	32	17	45	20	28,5	M16x1,5	160

## FIXING ACCESSORIES FOR AW6 AND AW8 CYLINDER / ACCESSORI DI FISSAGGIO PER CILINDRI AW6 E AW8

For fixing accessories mounting on triple piston rods end-cap, please contact our technical sales department.  
The accessories can be mounting on profiled tube or rear end-cap used standard fixing, see pp. **A-22 ÷ A-26.**

Per i fissaggi da applicare alla testata a triplo stelo si prega di consultare il nostro ufficio tecnico-commerciale.  
I fissaggi che possono essere montati sulla camicia o sulla testata posteriore sono fissaggi standard specificati a pp. **A-22 ÷ A-26.**

## TRANSVERSE FORCE AND TORQUE GRAPHS AW6 AND AW8 SERIES CYLINDERS DIAGRAMMI FLESSIONE E MOMENTO TORCENTE CILINDRI SERIE AW6 E AW8



SEALS KIT  
KIT GUARNIZIONI DI RICAMBIO ..... - SG

Seals kit code = **Antirotation cylinder code + Bore + - SG:**  
(The kit includes all seals).

Codice del kit = **Codice del cilindro antirotazione + Alesaggio + - SG:**  
(Il kit comprende tutte le guarnizioni necessarie).

Example / Esempio: **AW8 50 - SG**

